



Product designation

Motor protection  
circuit breaker  
SM1P

Product type designation

**Electrical features**

Number of poles	Nr.	3
Magnetic protection		yes
Thermal protection		yes
Phase failure detection		yes
Rated insulation voltage $U_i$ IEC/EN	V	690
Rated impulse withstand voltage $U_{imp}$	kV	6
Rated frequency	Hz	50/60
Thermal trip adjustment range		2.5...4
Rated current ( $I_n$ )	A	4
Magnetic tripping		13 x $I_n$
Total power dissipation	W	2.29

Operational short-circuit current breaking capacity ( $I_{cs}$ ) at AC

230V	kA	100
400V	kA	100
440V	kA	100
500V	kA	100
690V	kA	3

Maximum short-circuit current breaking capacity ( $I_{cu}$ ) at AC

230V	kA	100
400V	kA	100
440V	kA	100
500V	kA	100
690V	kA	3

Tripping class

10A

IEC Utilization category

A

**Operations**

Mechanical life	cycles	100000
Electrical life	cycles	100000

**Mechanical features**

Tightening torque for terminals

min	Nm	2.5
max	Nm	3
min	$I_{bin}$	22
max	$I_{bin}$	26.5

Max number of wires simultaneously connectable

Nr. 2

Conductor section

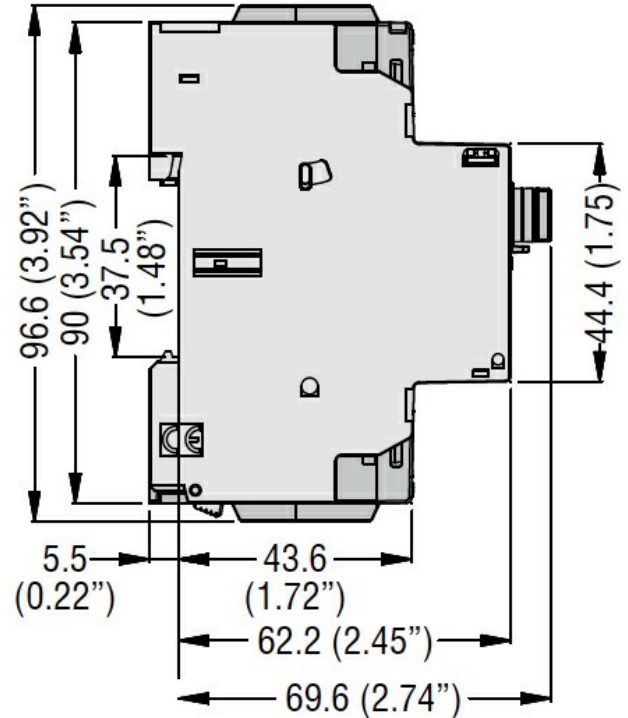
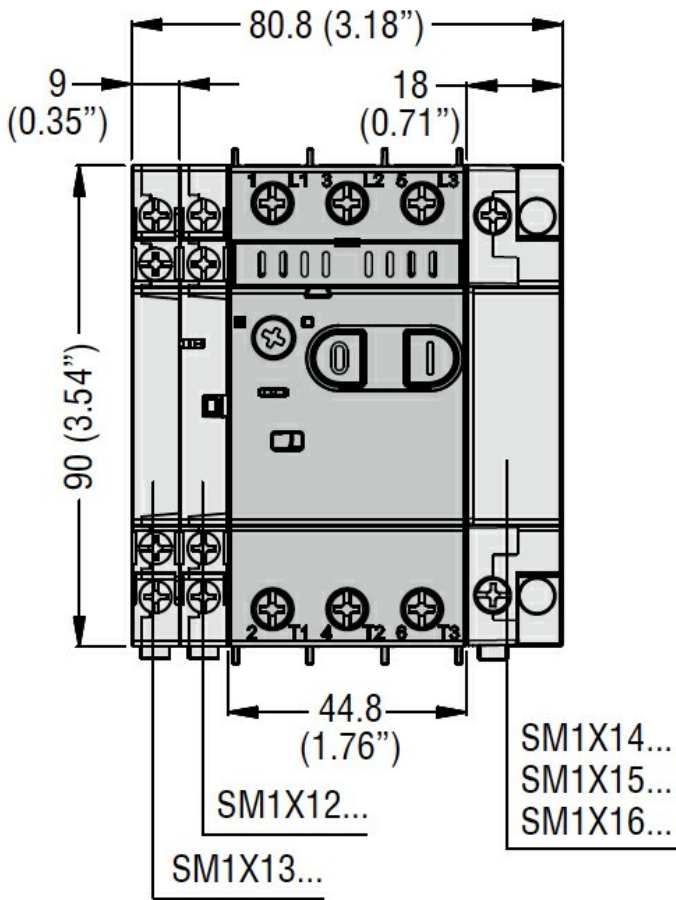
AWG/Kcmil

min	16
max	8

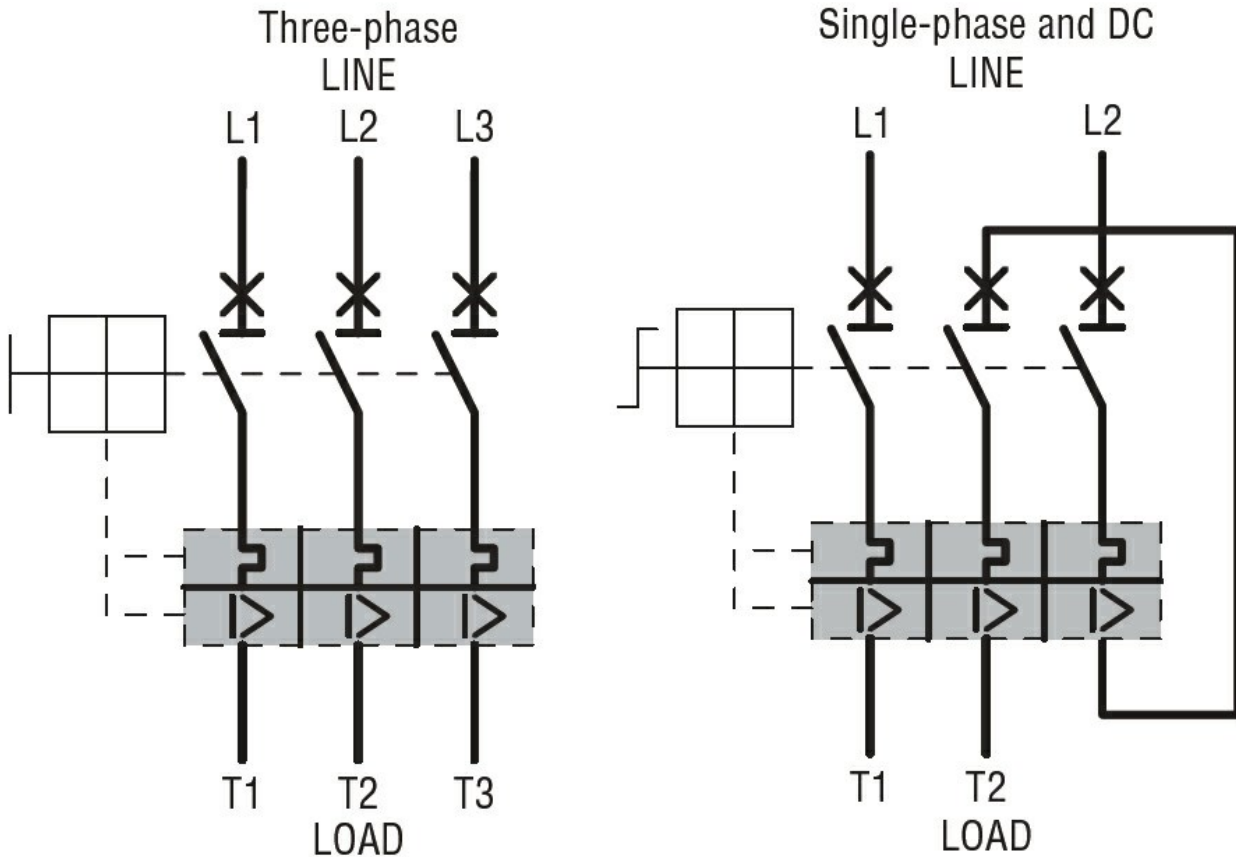
Flexible w/o lug conductor section

min	mm <sup>2</sup>	1
-----	-----------------	---

Flexible c/w lug conductor section	min	mm <sup>2</sup>	1
Flexible with insulated spade lug conductor section	min	mm <sup>2</sup>	1
Screwdriver			PH2
Power terminal protection according to IEC/EN 60529			IP20
Cable stripping length	main circuit	mm	1
<b>Ambient conditions</b>			
Temperature			
Operating temperature	min	°C	-20
	max	°C	+60
Storage temperature	min	°C	-50
	max	°C	+80
Compensation temperature	min	°C	-20
	max	°C	+50
Max altitude		m	3000
Operating position	normal allowable		Vertical plan Any
Fixing			Screw / DIN rail 35mm
Weight		g	350
<b>UL technical data</b>			
Motor Disconnect	at 240V	kA	30
	at 480V	kA	30
	at 600V	kA	30
	protection		100A class J
Group Motor Installation	at 240V	kA	30
	at 480V	kA	30
	at 600V	kA	30
	protection		100A class J
Tap Conductor Protection	at 480Y/277V	kA	50
	at 600Y/347V	kA	50
UL508 / UL 60947-4-1 Manual Self Protected Combination Motor Controller (Type E) Short circuit current	at 240V	kA	50
	at 480Y/277V	kA	50
	at 600Y/347V	kA	50
Maximum UL/CSA horsepower ratings single-phase	110V-120V	HP	1/8
	220V-240V	HP	1/3
Maximum UL/CSA horsepower ratings three-phase, 3-pole	200V-208V	HP	3/4
	220V-240V	HP	3/4
	440V-480V	HP	2
	550V-600V	HP	3
<b>Dimensions</b>			



Wiring diagrams



Certifications and compliance

Certifications

CSA C22.2 n° 14

---

IEC/EN 60947-1

---

IEC/EN 60947-2

---

IEC/EN 60947-4-1

---

UL508

---

Compliance

cULus

---

EAC